



# INSTRUCTIONS FOR REMOVING AND REPLACING ROTOR SPINDLE ASSEMBLY IN 890F, 890HP, 897F, AND 897HP AIR SANDERS

Form Z558  
Date 8-99/A  
Page 1 of 1

## SPINDLE REMOVAL FIGURE 1

1. Tap out roll pin (item 1) with punch and remove valve lever (item 2).
2. Remove housing cover (item 3).
3. Remove 2 each socket head screws (item 4).
4. Remove housing cap (item 5) and "O"-ring (item 6).
5. Replace one of the socket head screws (item 4) to hold motor in.
6. Remove retaining ring (item 7) and press rotor shaft (item 8) out of motor and housing (item 9).

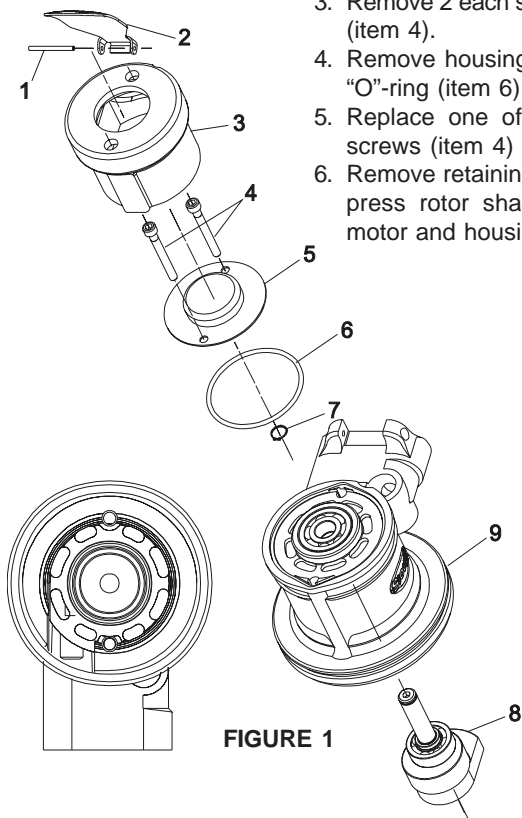


FIGURE 1

## FIGURE 2

1. Press spacer (item 1) onto new rotor spindle assembly (item 3).
2. Press woodruff key (item 2) into rotor spindle.

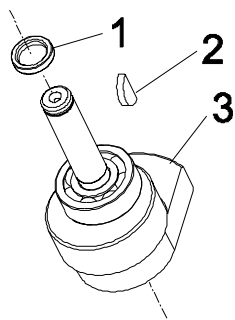


FIGURE 2

## FIGURE 3

3. Pick up housing and motor assembly (item 1) and insert above rotor spindle assembly (item 2) thru lower end plate, rotor, and upper end plate. Note: Rotor spindle must be started into rotor and woodruff key lined up with keyway in rotor before pressing into motor assembly.
4. Place above assembly on an arbor press with pad spindle end down and rotor spindle resting on steel plate of press.
5. Press on bearing (item 3) to bring rotor spindle assembly (item 2) through bearing until retaining ring groove is above bearing. Install retaining ring (item 4) with convex side up.
6. Remove screw (item 7), install "O"-ring (item 5), housing cap (item 6), and 2 each screws (item 7).
7. Assemble housing cover (item 8), valve lever (item 9), and roll pin (item 10).

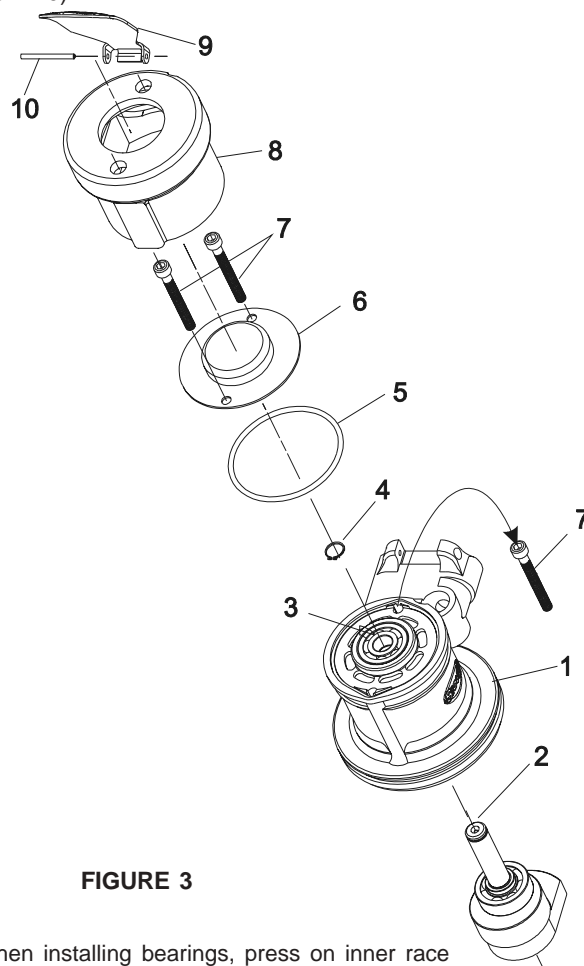


FIGURE 3

Note: When installing bearings, press on inner race of the bearing, not the outer race.

Note: The 890 & 897 units used rotor spindle 66943. The 897 or 6" pad units had a counterweight and screw added to the rotor spindle. The units below do not use a counterweight.

Rotor Spindles Used On Other Units:

Unit No. ....	Rotor Spindle No. ....	Pad Size
890HP .....	68036 .....	5"
897HP .....	68037 .....	6"
890F .....	68059 .....	5"
897F .....	68060 .....	6"

**SIoux**<sup>TM</sup>  
**TOOLS INC.**

2901 FLOYD BOULEVARD ■ PO BOX 507 ■ SIOUX CITY, IOWA 51102-0507 USA ■

Printed In U.S.A.